




Breakout deck

SKU: 114990111

Test new hardware easily without soldering by using the breakout expansion board. Just build the circuit on a breadboard and attach a Crazyflie family product to it.



1. Introduction

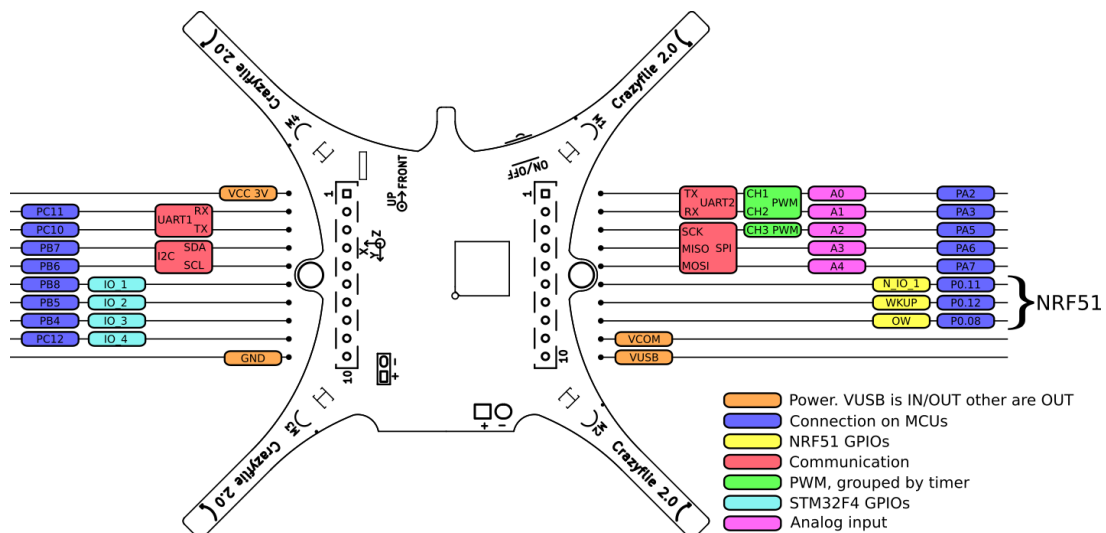
The Breakout deck has all the 20 expansion connector pins available as well as a footprint where a 1-wire memory could be soldered to make the board auto-detectable by the firmware.

The board is designed to fit on a prototyping breadboard.

2. Features

- SOT-23 footprint for 1-wire memory used for automatic detection (not mounted)
- All 20 pins in the deck expansion port available
- 2.54mm header that fits a breadboard (not included)
- Screen-print showing all signal names

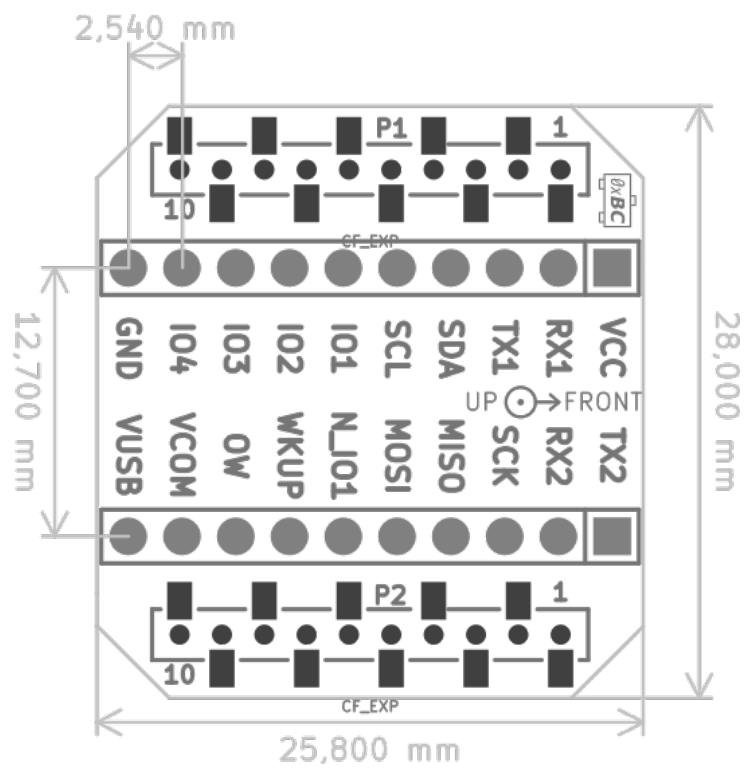
3. Electrical specification



4. Mechanical specifications

- Weight: 1.5 g
- Size (WxHxD): 27x28x4mm
- Designed for mounting above or under the Crazyflie 2.X

5. Mechanical drawing



6. Package contents

- 1 x Breakout deck

7. Errata

8. Hardware revisions

Revision	Comment
D1	Updated screenprint from bitcraze.se to bitcraze.io
D	Adjusted expansion connector footprint for production
C	Initial release

9. History

Version	Comment	Date
1	Initial release	2020-04-01